

**Annual Examinations for Primary Schools 2023
SPECIMEN PAPER**

Year 5

ENGLISH (Listening)

Time: 30 minutes

Teacher's Paper

Guidelines for the conduct of the Listening Comprehension Examination

ALL INSTRUCTIONS ARE TO BE GIVEN IN ENGLISH

The instructions are in the recording and students are expected to listen to the recording during the Listening Comprehension Examination. The Teacher's Paper, which includes the instructions, texts and tasks, is to be read by teachers **ONLY** when the equipment does not function properly.

Resources

**Teacher: Audio / Audio-visual Recording, Transcript and Questions
Student: Pen, Ruler and Examination Paper**

Introduction

The teacher distributes the examination papers to the students and asks them to write their name, surname and class on the front cover.

THE TEACHER TELLS THE STUDENTS TO FOLLOW THE INSTRUCTIONS.

PROCEDURE for Task 1 (12 minutes)

- a) 2 minutes** Students read the exercises.
- b) 2 minutes** The audio text is listened to for the first time.
(Students may start writing if they wish to.)
- c) 2 minutes** The exercises are read out and students answer the questions.
- d) 2 minutes** The audio text is listened to for the second time.
- e) 2 minutes** The exercises are read out again and students answer any unanswered questions.
- f) 2 minutes** Final revision of answers by students.

Exercise 1	(½ mark each)	1 mark
Exercise 2	(1 mark each)	4 marks
Exercise 3	(½ mark each)	3 marks

TOTAL 8 marks





Look at Listening Task 1

(Allow a 15-second pause while students familiarise themselves with the task.)

You have two minutes to look at the exercises silently. Do not write anything.

(Students look at the exercises silently for 2 minutes.)

You are at the airport and you hear these announcements and conversations. You may start answering the questions as you listen.

Eritrean Airways, Flight 268 to Barcelona is now ready for boarding. Will all passengers for this flight please proceed to Gate 42?	
	
This is the last call for passengers travelling to Rome on Alitalia Flight 571, due to leave at 12:40. Will any remaining passengers please go immediately to Gate 12?	
	
This is the final call for passenger Jenkins, travelling on Swiss Air Flight number 414 to Geneva departing at 12:30. Will passenger Jenkins, please go to Gate 13 where the flight is ready to depart?	
	
Woman:	Excuse me! I have a ticket for the 12:30 flight to Marseille. I was told to wait for announcements. Could you tell me what's happening?
Man:	Is that Air France?
Woman:	Yes, that's right. Flight 729.
Man:	I'm afraid the plane is being delayed due to technical problems. The new departure time is 14:30.
Woman:	Oh, dear! Another two hours!
	
Man:	Oh no! Such terrible traffic and now I'm so late. Erm ... excuse me, has the 12:45 Lufthansa flight to Prague left yet?
Woman:	What's the flight number?
Man:	Oh, hang on a minute madam. Huh...yes, here we are. It's 3196.
Woman:	Right, you're in luck. It's still boarding at Gate 19. Check in quickly and you'll make it.
Man:	Thanks a million.

Adapted from: <https://www.youtube.com/watch?v=2InnDJagwT0>

Now I will read the exercises to you once. Listen carefully and complete the exercises.

Exercise 1: Circle TWO MORE airlines mentioned in the listening text. The first one is done for you. (Allow a 2-second pause between each airline.)

Eritrean Airways	Alitalia	Air Malta	Qantas
Turkish Airlines	Emirates	Swiss Air	Ryanair

Exercise 2: Tick to show whether these sentences are True or False.

Example: Passengers for Flight 268 are to go to Gate 42. True (✓) (4-second pause)

- a. The call for the Alitalia flight is the final one. Tick True or False (4-second pause)
- b. Passenger Jenkins has not boarded the plane yet. Tick True or False (4-second pause)
- c. The woman is annoyed because she missed her flight. Tick True or False (4-second pause)
- d. Gate 19 is closed. Tick True or False (4-second pause)

Exercise 3: Fill in the table.

Example: Destination – Barcelona; Flight Number – 268;

Departure Time – no information given; Gate – 42

- a. Destination – Write your answer here. (4-second pause); Flight Number – 571;
Departure Time – 12:40; Gate – 12
- b. Destination – Marseille; Flight Number – Write your answer here. (4-second pause);
Departure Time – 14:30; Gate – no information given
- c. Destination – Geneva; Flight Number – Write your answer here. (4-second pause);
Departure Time – 12:30; Gate – Write your answer here. (4-second pause)
- d. Destination – Prague; Flight Number – 3196;
Departure Time – Write your answer here. (4-second pause); Gate – Write your answer here. (4-second pause)

You are going to listen to the announcements and conversations again. Listen carefully. You may complete any unanswered questions while listening.

(The announcements and conversations are listened to for a second time.)

You are going to listen to the exercises again. You may complete any unanswered questions while listening.

(The exercises are read a second time.)

Now you have some time to check your answers.

(Allow 2 minutes for the students to revise and / or complete any unanswered questions.)

This is the end of Task One.

(Allow a 30-second pause between Task 1 and Task 2.)

PROCEDURE for Task 2 (20 minutes)

- a) 3 minutes Students read the exercises.
- b) 3 minutes The audio-visual text is played for the first time.
(Students may start writing if they wish to.)
- c) 4 minutes The exercises are read out and students answer the questions.
- d) 3 minutes The audio-visual text is played for the second time.
- e) 4 minutes The exercises are read out again and students answer any unanswered questions.
- f) 3 minutes Final revision of answers to Task 1 and Task 2.

Exercise 1 (1 mark each) 7 marks

Exercise 2 (½ mark each) 3 marks

Exercise 3 (1 mark each) 2 marks

TOTAL 12 marks

Look at Listening Task 2.

(Allow a 15-second pause while students familiarise themselves with the task.)

You have three minutes to look at the exercises silently. Do not write anything.

(Students look at the exercises silently for 3 minutes.)

You visit Nat Geo Kids YouTube channel and watch this video clip. You may start answering the questions as you listen.

(JINGLE)

Tour Guide: Today we're headed to Montana, West USA to meet the most famous dinosaur of all time. We're going back sixty-six million years to meet the mighty Tyrannosaurus Rex!

Sean: Oh please! T-Rex is so played out. The world needs more Iguanadon.

Ali: Yeah, you should definitely tell T-Rex that it's old news. Let's go!

(JINGLE)

Sean and Ali: Wooooaaah!

Tour Guide: Ladies and gentlemen, (DINOSAUR FOOTSTEPS) I give you one of the largest land carnivores of all times, (ROARING) Tyrannosaurus Rex.

Sean: (ROARING) I think I might have just rexed myself.

Tour Guide: Tyrannosaurus (DINOSAUR FOOTSTEPS) was literally the king of the lizards. It was forty feet long and had teeth that acted like steak knives.

Ali: Hey, we've got fresh filleted Sean over here if you're hungry.

Sean: Not funny!

Tour Guide: Interesting fact! (DINOSAUR FOOTSTEPS) Most people don't know that the T-Rex is related to chickens. (CLUCKING)

Sean and Ali: (LAUGHING) Wait, what?!

Tour Guide: Not a joke! T-Rex and birds (ROARING) come from the same branch of the dinosaur family tree, making them very distant cousins and, like other meat-eating dinosaurs, T-Rex might have had feathers.

Sean: (LAUGHING) Told you he was old talk. Chicken! (Sean making the clucking sound.)

Tour Guide: (ROARING) Young T-Rex had thin, sharp teeth made for ripping meat. As they grew, their teeth grew too, becoming stouter, (ROARING) better for crushing bone.

Ally: Now who's a chicken?

Tour Guide: And see those short arms with two fingers, they were actually the size of human arms, (ROARING) except they were a lot stronger. (ROARING)

Sean: Even two fingered hands can take a ...

Sean and Ali: Selfie! (DINOSAUR FOOTSTEPS)

Ali: Before we head home, let's break down the facts about the mighty T-Rex.

Narrator: Tyrannosaurus Rex. Bone-crushing teeth.

Sean and Ali: Mmm

Narrator: Two-fingered hands.

Sean and Ali: Mmm

Narrator: May have been partially covered with feathers.

Sean and Ali: Mmm

Sean: Urgh! He looks hungry!

Ali: Let's make like a chicken and fly the coop! (ROARING)

Sean and Ali: Wooooaaah!

(JINGLE)

Source: Dino Road Trip by Nat Geo Kids S1 E3. Available at: <https://www.youtube.com/watch?v=i-xn8GTefe4&feature=youtu.be>

Now I will read the questions to you once. Listen to the exercises and complete them.

Exercise 1: Tick the correct answer.

1. Tyrannosaurus Rex lived in an area of the Earth that now makes up
- a) Eastern USA.
 - b) Western USA.
 - c) Southwestern USA.

(4-second pause)

2. Sean thinks that T-Rex is
- a) the most popular dinosaur ever.
 - b) more interesting than iguanadons.
 - c) boring and not exciting anymore.

(4-second pause)

3. Which of these facts do we learn about T-Rex's teeth?
- a) T-Rex grew new teeth to replace broken or damaged ones.
 - b) Young T-Rex had knife-like teeth to cut and tear flesh.
 - c) Each tooth was the size of a human arm.

(4-second pause)

4. What did a T-Rex and a person have in common?
- a) The length of the arms
 - b) The number of teeth
 - c) Their height

(4-second pause)

5. Which of these animals is not mentioned in the video?
- a) A lizard
 - b) A gecko
 - c) A chicken

(4-second pause)

6. T-Rex's body might have been
- a) covered with feathers to some extent.
 - b) scaly with no feathers.
 - c) entirely covered with feathers.

(4-second pause)

7. When Ali says "let's fly the coop" she means
- a) let's lay an egg.
 - b) let's hide in the coop.
 - c) let's leave this place in haste.

(4-second pause)

Exercise 2: Help Ali and Sean fill in the fact card about the mighty T-Rex.

Tyrannosaurus Rex

Lived: million years ago (*4-second pause*)

Found: Montana, USA

Known as: king of (*4-second pause*)

Length: 40 feet

Diet: (*4-second pause*)

Related to: (*4-second pause*)

Fascinating Fact: T-Rex had small (*4-second pause*) that were extremely powerful and featured two-clawed (*4-second pause*)

Exercise 3: T-Rex is commonly referred to as the greatest predator that ever stomped across the Earth. From what you have learnt from the video clip, which of these statements earned T-Rex this title? Tick two.

- a. T-Rex is the most famous and most beloved dinosaur in the world.
- b. T-Rex had a massive body, sharp teeth and a bone-crushing bite.
- c. T-Rex had a keen sense of smell and a sharp vision that helped him find prey easily.
- d. T-Rex might have had tiny arms, but they were incredibly muscular and strong.

(Allow a 10-second pause.)

You are going to watch and listen to the video clip again. Listen carefully. You may complete any unanswered questions while watching and listening.

You are going to listen to the exercises again. You may complete any unanswered questions while listening.

(The exercises are read a second time.)

Now you have some time to check your answers for Task 1 and Task 2.

(Allow 3 minutes to revise and/or complete any unanswered questions from Task 1 and Task 2.)

This is the end of the Listening Comprehension Exam.